

Mobile Application and E-Classes for Increasing the Availability of Information for Visually Impaired Persons

Deepak Kumar and Mohammed Abdul Qadeer

Abstract- The aim of this paper is to describe a software application that converts Mobile SMSs into Braille script with special emphasis on special symbols so that visually impaired people will also be able to read mobile messages and we have also introduced the concept of e-classes for blinds which increases the availability of information for them. At the time of receiving incoming text messages, this application allows user to select the option to convert these text messages into the Braille and then it scans these text messages, converts these messages' text into Braille script using ASCII-Braille encoding and sends them to the electronic Braille reader or Braille Embosser attached via USB port or bluetooth so that it can be either embossed on paper or can be read directly by Electronic Braille Reader. This application is implemented using J2ME which makes use of it generic because today most of the mobile phones are java enabled. This application also maintains the mobility because devices used here are portable without any role of PC. For measuring the accuracy of this software, we have tested it on over about 100 messages and it provided on an average 90% accurate result when messages do not contain any multimedia content.

Index Terms - ASCII-Braille Encoding, Braille, Braille Transcription, E-class for blinds, Mobile SMS

I. INTRODUCTION

At the end of the march 2006 there were people in UK who were registered as severely sight impaired (blind) in the department of health. At 31 March 2008, 153,000 people were on the register of blind people, a slight increase of around 500 (0.3%) from March 2006[15]. In India, 10,634,000 people are blinds in which 5,732,000 are male and 4,902,000 are female. A large group of people have also significant sight loss that does not fall in this narrow category. So According to this scenario there is strong need of technological development in this field. Mobile SMS that is Short text Messaging Service is becoming very popular now-a-days since it provides a cheap means of communication. Today an average of 60% of mobile communication is done by means of SMSs. But how a blind person is going to use this service. So to resolve this problem we have implemented SMS to Braille transcription software

that alters on the receiving of incoming text messages and then transcribe them into the Braille if desired and store this message into the mobile phone's database so that they can also be used later. Then these messages in the Braille format can be transferred to the devices like Electronic Braille Reader which is used for reading Braille by means of creating Braille dot patterns through switches, and Braille Embosser which is used for Embossing Braille on to the paper through USB port or Bluetooth. This is also useful even if we don't have installed this application on our mobile. Since it converts the incoming messages as well as the message that we type in text format into the Braille and saves them in a database. These Messages in Braille format can be sent to another visually impaired person's mobile so that he will also be able to read that messages even if he has not installed that application because he is already receiving message in Braille format. But the limitation in this case is that his native SMS application should have the functionality of printing messages through USB port or bluetooth. There may be some software that convert text message into speech but in case of special symbols and notation they fail and they are also language particular. They also fail when any person is blind as well as not have the capability of hearing. But our application SBT functions properly in all these cases.

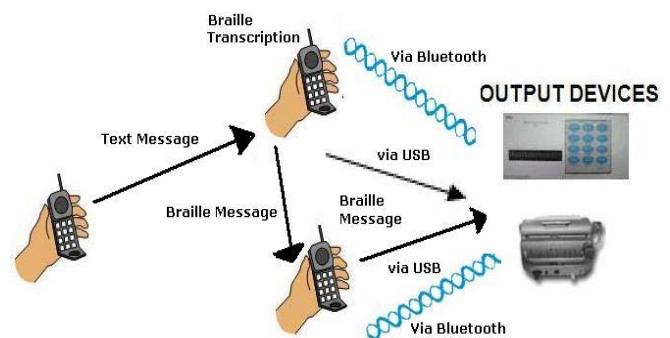


Figure 1: System Description

II. BACKGROUND

A. A BRIEF VIEW OF BRAILLE

Braille is a system of encodings of print in embossed dot patterns used for reading and writing by the blind [1]. Each Braille character occupies a cell of fixed size. It consists of two columns of dots, numbered 1, 2, 3 and 4, 5, 6 from top to bottom. (There are also Braille codes using two columns with four dots [8, 9].)

Manuscript received March 23, 2011.

Authors are with the Computer Engineering Department, Zakir Hussain College of Engineering and Technology, Aligarh Muslim University, Aligarh 202001, India

(email: maqadeer@zhcet.ac.in).

(email: deepakkumar@zhcet.ac.in).

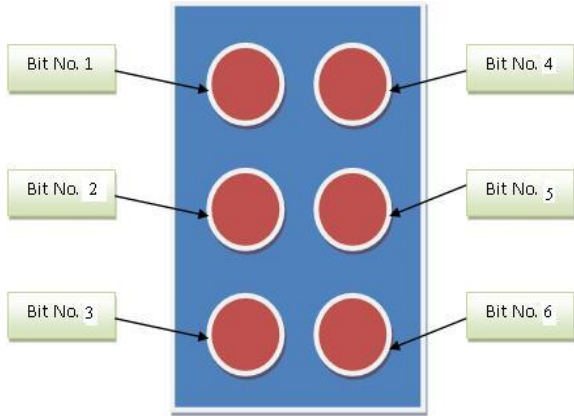


Figure 2: Braille Cell Representation

In this paper, Braille characters are represented by dot images; as examples we list the Braille representations of the first ten characters of the alphabet which, when preceded by the indicator for numbers, also denote the ten digits.

a	b	c	d	e	f	g	h	i	j
1	2	3	4	5	6	7	8	9	0
⠁	⠃	⠉	⠇	⠑	⠋	⠎	⠊	⠚	⠞

Figure 3: Some Braille Characters[4]

There are $2^6 = 64$ Braille characters altogether with used as the space character. The dimensions of the Braille cell, according to the Library of Congress standards, are given in [5]. Certain Braille printers also permit a graphics mode. However, in this paper we do not consider Braille graphics at all. Given the fact that only 64 Braille characters are available, it is clear that special encoding rules had to be developed for different applications [3]. Different languages use different encodings (see [6, 7], for instance). In this paper, we restrict our attention to the text message to Braille conversion. In addition to the variation according to language, there exist different “grades” for the encoding: Grade I Braille, for instance, renders text with all details Concerning punctuation, capitalization, spelling, and numerals, whereas grade II Braille employs a system of contractions and abbreviations [6, 10]. Typically, a grade II Braille text is 30% shorter than its grade I counterpart. We have employed an encoding technique that transcript messages into grade I Braille so as to cover a wide range of symbols in Braille.

B. A SURVEY OF BRAILLE TRANSCRIPTION

Before the introduction of computers into the Braille production process, Braille transcription worked essentially as follows: a person who had been trained in the relevant Braille codes would have a printed copy of the text in question and produce a Braille copy using a Braille writing machine. Typically, such a Braille writing machine has six keys for embossing a Braille character, one for each of the dots of the Braille cell, and a few more keys for operations like ‘space’, ‘backspace’, etc. In the case of single copy, the Braille is produced directly onto heavy stock paper. For large scale

production, the Braille is embossed onto zinc plates which are then applied under pressure to the heavy stock paper [11]. The Braille version would have to be proofread and corrected; corrections could require that complete pages be re-done. Braille transcription is difficult, time intensive and costly. The training time for a transcriber is given as between 6 months and a year [11]; even longer periods are required for training in complicated codes like Nemeth Braille. A page of Braille takes about 30 minutes to produce on the average. This includes proofreading and corrections. Typically, a page of print results in about two pages of Braille. Given these conditions, it is clear that only a very small part of the printed publications can actually be transcribed. Moreover, access to less frequently demanded documents is very slow. Given the traditional set-up, browsing through scholarly journals or recent technical reports is something a blind reader can only dream of. With the introduction of computers into the transcription process certain simplifications became feasible. In the first step, the text is put into machine readable form. The task of translating the input into Braille is then left to a computer program. Several programs exist that afford the conversion from ASCII Braille to (literary) grade II Braille (see [12, 13, 14], for example). Some successful attempts at computer-aided transcription of mathematics have also been made [8]. However, to our knowledge, the automatic transcription into the Braille code for mobile SMSs is not offered by any software package up to now which we think an essential thing today and must be available for the blinds.

III. SYSTEM DESCRIPTION

Mobile SMSs to Braille Transcription is a software application that produces Braille for Mobile Messages. Braille applications for mobile developed previously makes the use of computer system to convert the text into the Braille which did not provide the portability. Since mobile is a portable device so mobility means a lot here. Figure 3. shows the previously proposed system.



Figure 4: Component interfacing of previously proposed systems

This application is implemented using J2ME. In particular we have used APIs for wireless messaging, database management, USB port access which maintains the mobility

of system. This application listens for the receiving of incoming text messages when mobile receives any text message SBT displays a dialog box to ask whether you want to convert it into the Braille or not. On selecting yes by a single click SBT transcribes that text message into the Braille format stores a separate copy of in database which in maintained by it. This message in Braille format is then can be sent on the Braille device attached to the port. This Braille device is also portable. This application also provide the functionality of typing a message in text format, than convert it into the Braille format and then send it to the another blind person. But that person should have message printing facility. There are basically three major modules of this software application-

Receiving of Text Message

First module of this application is the receiving of incoming SMS. We have created an MIDlet which extends from the MIDlet class. Then we have used WMA (Wireless Messaging API) JSR120 to create a connection for sending and receiving the messages. To make a connection, the application obtains an object implementing the MessageConnection from the Connector class by providing an URL connection string that identifies the address. The code depicted below shows the receiving and sending of SMS.

```
public boolean connectSMSServer()
{ try { messageConnection messageConnection =
  (MessageConnection)Connector.open("sms://:" + port);
  messageConnection.setMessageListener(this);}
catch (Exception e) { }}
public void receiveTextMessage()
{ try { Message message = messageConnection.receive();
  if (message instanceof TextMessage)
  TextMessage textMessage = (TextMessage)message;}
catch (Exception e) { }}
public synchronized void notifyIncomingMessage(MessageCo
nnection conn){
  synchronized (this)
  { notify(); }}
```

By the code given above SBT detects the reception of incoming message. Then it displays a dialog box which will remain on the screen until user responses to it, asking whether to convert this text message into Braille or not. If user select yes then SBT performs ASCII to Braille conversion because text message received is in the ASCII form.

A. ASCII to Braille Conversion

The crucial problem in computerized Braille transcription is that of obtaining the text in machine readable form with enough detail. In addition to the actual text, the required information includes certain layout specifications similar to those outlined in[15], and linearized encodings of non-linear structures and special symbols, like mathematical formulae. In both respects, it is of course not necessary that the input file conform to some specific Braille coding rules as long as a translation respecting those can be achieved. So to achieve a correct a conversion we have first collected some points.

The text message in the input phase is expected to contain only plain ASCII text or the ASCII equivalents of special Braille notation.

- Since complete information about the appearance of the printed text is present in the input text message , no information needs to be added for the transcription process.
- Correctness or rather consistency of the Braille transcription is guaranteed.
- The Braille production of a text is nearly as fast as the normal printing because the time-consuming input phase is eliminated from the process.
- Braille copies of a text messages can be produced on demand and on short notice.
- Fast and reliable communication between sighted and blind individuals because it is based on a common representation of both the printed and the Braille version of the text.

So considering all the facts mentioned above, to convert ASCII characters into the Braille characters we have developed an encoding schema, known as ASCII-Braille encoding that encodes Braille. According to this encoding schema six dots of a Braille character are considered as six bits of Braille character. Raised dots are considered as bit '1' or 'high' and lowered dots are considered as bit '0' or 'low' as shown in following figure.

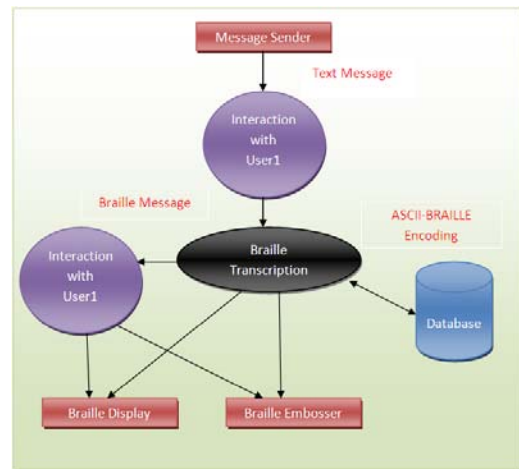


Figure 5: Data flow diagram of SMS to Braille Transcription

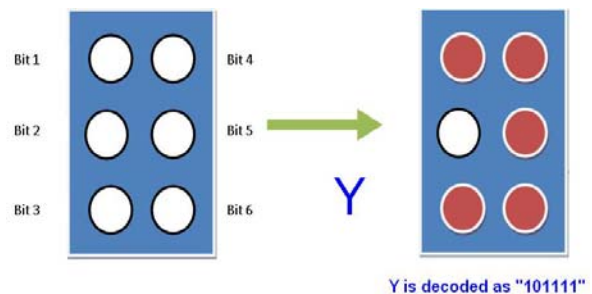


Figure 6: Example of Braille encoding

As shown in Figure 5, In Braille representation of character 'Y', dot number 1,3,4,5,6 are raised and considered as bit '1'

and dot number 1,6 are lowered and considered as bit '0'. So In ASCII 'Y' is represented as 01111001 and its corresponding Braille Value is XX111010 in which two MSBs are "don't care" and only six LSBs are significant. Now we use the ASCII characters that correspond to the converted Braille character. Using this encoding we have created a look up table in applications database. Our program reads the text message one by one character and corresponding Braille notation is fetched from the look up table and then this message is displayed on the screen in Braille Format.

TABLE I. ASCII-BRAILLE ENCODING FOR SOME CHARACTER

Input	Input Binary	Output Binary
R	01110010	XX010111
S	01110011	XX001110
T	01110100	XX011110
U	01110101	XX100101
V	01110110	XX100111
W	01110111	XX111010
X	01111000	XX101101
Y	01111001	XX111010
Z	01111010	XX110101
1	00110001	XX000010
2	00110010	XX000110
3	00110011	XX010010
4	00110100	XX110010
5	00110101	XX100010
6	00110110	XX010110
7	00110111	XX110110
8	00111000	XX100110
9	00111001	XX010100
0	00110000	XX110100

TABLE II. ASCII-BRAILLE ENCODING OF SOME SPECIAL SYMBOLS

Input (Sp. Symbols)	Input Binary	Output Binary
Semicolon	00111011	XX000110
Colon	00111010	XX010010
Exclamation	00100001	XX010110
Open Bracket	00101000	XX110110
Close Bracket	00101001	XX110110
Open Quotation	00100010	XX100110
Close Quotation	00100010	XX110100
Single Quotation	00100111	XX000010
Full Stop	00101110	XX110010
Hyphen	00101101	XX100100
Question Mark	00111111	XX100110

B. Accessing USB Port

Braille Output devices can be connected to the computer system through one of these four ways 1- Parallel Port 2-

RS232 3- USB Port 4- Bluetooth . The last two options are feasible to provide communication between Braille device and mobile device. We have implemented a module to send a message in Braille to the serial USB port so that this message can be embossed on paper by Braille embossers or can be Read by Refreshable Braille Display connected to the USB port. JSR80 is the Java Specification Request concerned with communication with Universal Serial Bus (USB) devices. The javax.usb API matches the physical device topology, as shown in figure 7. However the root of the topology is slightly different. First, the entry point of javax.usb is the *UsbHostManager* class, shown at the top of the tree. This class instantiates the platform-specific instance of the *UsbServices* interface. From the *UsbServices* instance, the virtual root *UsbHub* is available. This hub is created by the implementation and does nothing except manage the actual physical devices. Each hub connected to the virtual root hub represents a physical Host Controller hub that is present in the system. Connected to those hubs are the real externally-connected physical devices connected to the system. Using these APIs we have created interface to send data on the devices through USB programmatically.

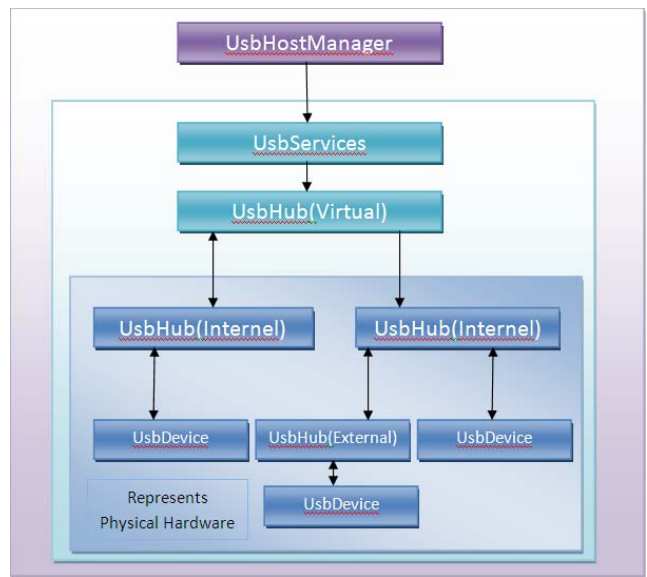


Figure 7: Logical Bus Topology

C. Accessing devices Via Bluetooth

Since some Braille devices are Bluetooth enabled so we have also provided the facility to transfer data via Bluetooth. J2ME supports JSR 82, the Java APIs for Bluetooth. JSR 82 includes two independent APIs:

- The Bluetooth API provides an interface to Bluetooth wireless networking, including device discovery and data exchange.
- The OBEX API allows applications to use the Object Exchange (OBEX) protocol over Bluetooth or other communication channels.

We need to manage some sections through bluetooth APIs like device discovery, service discovery, service registration, L2CAP, SPP etc for accessing bluetooth devices. JSR-82

provides the class `DiscoveryAgent` for performing Device Discovery and Service Discovery. The class `LocalDevice` represents the local bluetooth device. The `LocalDevice` class provides a factory method 'getDiscoveryAgent' that returns a singleton instance of the `DiscoveryAgent`. This instance can then be used to discover other bluetooth devices and services. It first searches for all available Braille Bluetooth Devices, and prompts to select a device on which to search the OBEX Push Service. `LocalDevice` class can be considered as the basic entry point to the JSR-82 API. It is used to initialize the JSR-82 stack, and to control the local bluetooth settings. Each bluetooth device has a 48-bit or 6-byte value which is termed as the device's bluetooth address. This is the unique value that differentiates one bluetooth device from the other. The address looks somewhat like this. 00:66:43:B4:67:89. Each bluetooth device has a device class or (Class of Device, CoD as specified by the bluetooth spec). This field stores information about the type of device and which types of service are supported by the device. This bluetooth device has a service database in which it can register services so as to allow other bluetooth devices to use them. The details of each registered service are kept as an object of class `ServiceRecord`. Each service record is associated with a `Notifier` object that registers it. There are notifiers for L2CAP, SPP and GOEP. To retrieve a service record corresponding to a service, the notifier that registered the record is necessary. Once the service record is fetched from the local service database it can be updated with the new values and the modified record can be added to the service database. In this way we have made a connection and access the bluetooth enabled Braille devices with our software application SBT.

D. Screen Shots of Software



Figure 8: Emulator showing message in Text format



Figure 9: Emulator showing message in Braille format



Figure 10: Emulator showing menus in SBT

IV. PRACTICAL APPLICATIONS

The practical applications of this software include reading and writing of SMSs for the Blinds through devices for the blind persons. The device used by the blinds for reading purpose is known as "Refreshable Braille Display" and the device used for writing Braille codes or to print out the Braille coded characters is known as "Braille Embossers". A refreshable Braille display is a device that allows a blind person to read the contents of a display one text line at a time

in the form of a line of Braille characters. Each Braille character consists of six movable pins in a rectangular array. The pins can rise and fall depending on the electrical signals they receive. This simulates the effect of the raised dots of Braille impressed on paper. There are usually 40, 65, or 80 arrays (characters) per line of text, depending on the device [4]. When currents or voltages are applied to points in each six-pin array, various combinations of elevated and retracted pins produce the effect of raised dots or dot-absences in paper Braille. In the piezoelectric display, each pin is mounted above a piezoelectric crystal with metal attached to one side. If a sufficient voltage is applied to the crystal, it becomes slightly shorter. This causes the metal to bow upwards, raising the pin. Thus when there is no voltage, the pin is retracted, corresponding to the absence of a dot in Braille; when there is voltage across the crystal, the pin is elevated, corresponding to a dot.



Figure 11: Refreshable Braille Display

Braille Embosser is a printer which is used for printing Braille. It embosses Braille Character on the sheet of paper with relative ease. Some Braille Embossers are Romeo Attaché, Tiger Braille Embosser, Juliet Classic Braille and Braille Express 150 and many more.




Figure 12: Braille Embosser

V. WORK UNDER PROGRESS AND FUTURE WORK

The system for SMS to Braille transcription described in the previous section can be also implemented on the Android mobiles. Generally mobile phones are largely closed environments built on proprietary operating systems that required proprietary development tools. But Android is an open source software stack backed by more than 40 Open Handset Alliances (OHA) members and is surrounded by significant industry buzz, so we can use databases and other native tools for application implementation, for this reason we have also implemented SMS to Braille transcription on Android phones. We have created ASCII-Braille encoding

lookup table in SQLite database provided in Android. Whenever we receive a SMS, our Braille transcription software is alerted by the broadcast receiver and asks whether to convert it into the Braille or not. If we click for Braille transcription then message is converted into Braille by same method as described in section III (ASCII-Braille encoding table). We have provided two methods for accessing the Braille output device either by USB or Bluetooth connectivity. Today mostly all the Braille output devices are accessible by USB port and Bluetooth. In this way Android mobile can have interaction with Braille output devices by which a blind person can either read the message or emboss it on paper. We are now planning to implement e-class rooms for the blinds. In traditional class rooms for the blinds when a teacher is giving lecture it is not easy to understand all the things by listening specially in case of mathematical derivations and scientific terms. If blind students have book in Braille format then the scope of study is limited to only that book. But the concept of e-class rooms provides so much ease and overcome all limitations discussed. In e-class room there will be a computer system in front of the teacher and Bluetooth enable Braille reader in front of student. Computer has Braille transcription software installed on it. Now whatever teacher type in that software, will be sent to the Braille output devices of all the students and they can study and understand the things in more convenient way. Our work is to implement the Braille transcription software that will produce grade I Braille including mathematical and scientific symbol as more as possible, providing convenient way and tools for typing mathematical formulas and derivations and provide interaction with Braille output devices. In our Braille transcription software we will also provide web page and e-mails transcription into Braille so that students will be connected to the world. We hope this work will be very beneficial for visually impaired persons.

VI. RESULT AND CONCLUSION

We are here converting text SMS to Braille and simulating Braille output devices through attached hardware. We have tested results for over hundred SMSs of various types.

TABLE III. TESTING RESULTS

Types of SMS	Number of SMS	Expected Result
Simple text	30	100%
Text with special symbols	30	97%
Text with picture	30	75%
MMS	30	Fails

As shown in table for text messages results is 100% correct but since we are not considering graphics at all so result for

text message with picture depends on ratio of text and picture part in the message if text part is more than picture part then accuracy will be high, our aggregate result in such case is 75 % and in case of MMS this software fails. There are some Braille transcription software available that read word documents, text files, HTML pages and e-mails. As per the referred articles there is no Braille transcription software for Mobile SMSs. So we have here introduced the Braille transcription of Mobile SMSs with relatively easy and fast conversion method. We have tried to greater extent to produce a perfect Braille through this software. This is fully practical based application which will help the blinds for the usage of technology (SMSs). This application increases the availability of information for blinds. It also provides reliability since some mobile speech software available but what about when these messages are deleted. So Using “Mobile SMS to Braille Transcription” we can make records of messages and can use them whenever required. We hope that this software and the e-class room idea will be very helpful for the blinds.

REFERENCES

- [1] Paul Blenkhorn, "A System for converting print into Braille", IEEE Transactions on Rehabilitation Engineering, Vol. 5, No. 2, June 1997.
- [2] Pradip K. Das, Rina Das, Atal Chaudhuri, "A computerized Braille Transcription for visually handicapped", Proceedings RC IEEE-EMBS 81 14th BMESI – 1995.
- [3] Paul Blenkhorn, Gareth Evans, "Automated Braille production for Word-processed documents" IEEE Transactions on Neural System and Rehabilitation Engineering, Vol. 9, No. 1, March 2001.
- [4] R. Arrbitto, H. Jurgensen, "Computerized Braille Type Setting: Another view of mark-up standards ", Electronic Publishing, vol 1(2), pg 117-131, September 1988.
- [5] Deepak Kumar, Mohammed Abdul Qadeer, "SMS to Braille Transcription Application (SBT)", IEEE, 3rd International Conference on Machine Learning and Computing, Singapore, 2011.
- [6] A. M. Goldberg, E. M. Schreier, J. D. Leventhal and J. C. DeWitt, " A look at five Braille Printers", Journal of Visual Impairment and Blindness 81, No. 6, 272 (1987).
- [7] Louisville, Kentucky, English Braille, American Edition, 1959, Revised 1962, 1966, 1968, 1970, 1972, (with) Changes (of) 1980, American Printing House for the Blind, 1984.
- [8] E. Freud, Leitfaden der deutschen Blindenkurzschrift, Marburg, 1973.
- [9] W. Schweikhardt, Die Stuttgarter Mathematikschrift f'ur Blinde, Vorschlag f'ur eine 8-Punkt-Mathematikschrift f'ur Blinde, Report 9/1983, Inst. f. Informatik, Universit'at Stuttgart, 1983.
- [10] O. Sueda, "Eight-Dot Braille Code and Automatic Braille Translation Boards", Computerised Braille Production", Proceedings of the 5th International Workshop, Winterthur, 1985.
- [11] M. B. Dorf and E. R. Scharry, Instruction Manual for Braille Transcribing, Division for the Blind and Physically Handicapped, Library of Congress, Washington, D. C., 1979.
- [12] P. A. Fortier, "A Computer Aid for the Visually Handicapped: Braille Production at the University of Manitoba", Proceedings of the First International Conference on Computers and Applications, IEEE Computer Society Press, Silver Spring, Maryland, 1984, pp.208–214.
- [13] Newton, Massachusetts, Braille and Computers, Aids and Appliances Review 11 (1984), Carroll Centre for the Blind, 770 Centre Street.
- [14] D. McHale, A Simple Algorithm for Automated Braille Translation, Department of Computer Science, University of Washington, Seattle, Washington, Technical Report No. 85-08-04, 1985.
- [15] B. Eickenscheidt, W. A. Slaby and H. Werner, 'Automatische " Ubertragung von Texten in Blindenschrift', Textverarbeitung und Informatik, Fachtagung der GI, Bayreuth, Mai 1980, P. R. Wossidlo ed. Informatik Fachberichte 30, Springer-Verlag, Berlin, 1980, pp.50–63.
- [16] RNIB, Supporting Blind and partially sighted people website[online] , " Statistics - numbers of people with sight problems". Available: http://www.rnib.org.uk/xpedio/groups/public/documents/publicwebsite/public_researchstats.hcsp
- [17] P. Coleman, "Some Reflections on the Current State of Automatic Braille Translation", ACM SIGCAPH computers and the physically Hnadicated, 1975, issue 15, pp. 8-11
- [18] H. Werner, " The Historical Development of Automatic Braille Production", 1975, ACM SIGCAPH computers and the physically Hnadicated, issue 15, pp. 41-43
- [19] A. jonathen, " Recent Improvement in Braille Transcription", Proceeding of ACM annual conference, vol. 1, Boston, pp 208-218

Deepak Kumar was born in India in June 1988. He has completed polytechnic in computer engineering from University Polytechnic, Aligarh Muslim University, Aligarh India in 2007. Currently he is pursuing a graduate degree in Computer Engineering (class of 2011). His area of interest includes technological growth for humanity, heterogeneous computing and WMA. Mr. Kumar has two ACM, four IEEE and two international Publication.

Mohammed A Qadeer (MIEEE, LMIETE, LMCSI) is an Asst. Professor with the Department of Computer Engineering, Aligarh Muslim University, India. Earlier, he was working with Cisco Systems Inc. as a Network Consulting Engineer with the Advanced Services division in the APAC region. He received his B.Sc. Engineering (Computer Engineering) from Aligarh Muslim University in 1996. He has an extensive experience in the area of computer networks and systems. He served as a Technical Co-Chair for IEEE WOCN 2011, WOCN 2010 and AH-ICI 2011, International Steering Committee for ICACT 2010 , ICACT 2011 and as TPC member for CCNC 2011, CCNC 2010, INMIC 2009, AH-ICI 2009, WIA 2009 and MMA 2009. He has been session chair and TPC reviewer for many IEEE/ ACM conferences and is a reviewer for IET Communications Journal as well. Established global and nationwide setups of Internet Service Providers (ISP), Internet Exchange Points (IXP), Internet Data Centre (IDC) and Content Delivery Networks (CDN) both from a Networks and Systems perspective. His areas of research are computer networks, wireless networks, mobile computing, next generation networks, IMS, LTE, WiMAX, 4G, WiBro etc